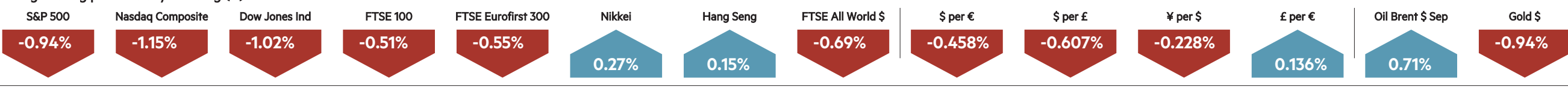


Change during previous day's trading (%)



Stock Market movements over last 30 days, with the FTSE All-World in the same currency as its comparison

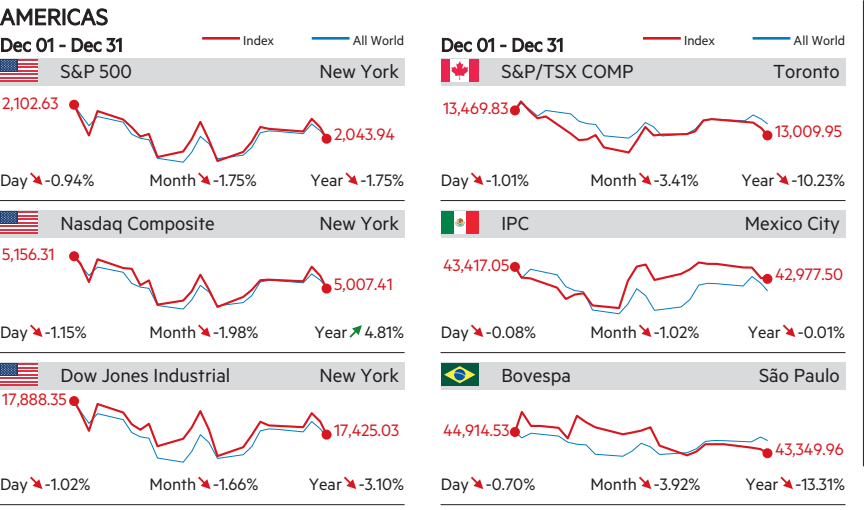


Table with columns for Country, Index, Latest, Previous. Lists indices for various countries like Argentina, Australia, Austria, etc.

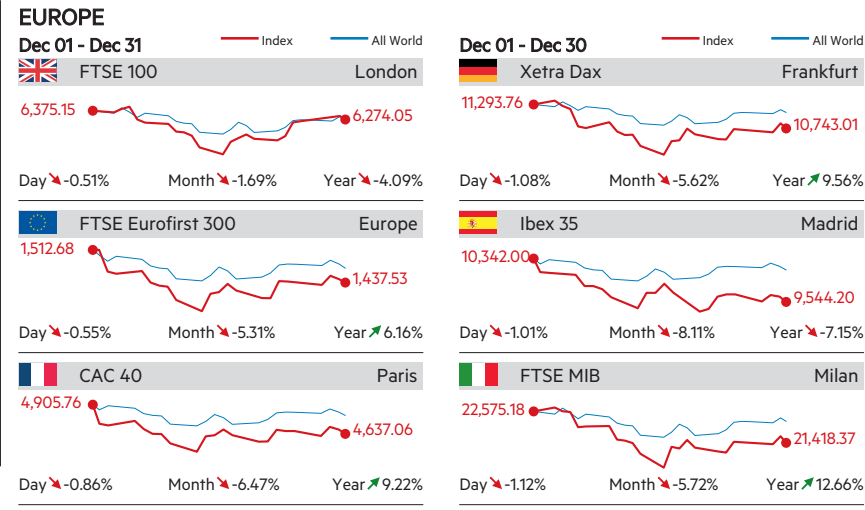


Table with columns for Country, Index, Latest, Previous. Lists indices for various countries like Italy, Japan, Korea, etc.

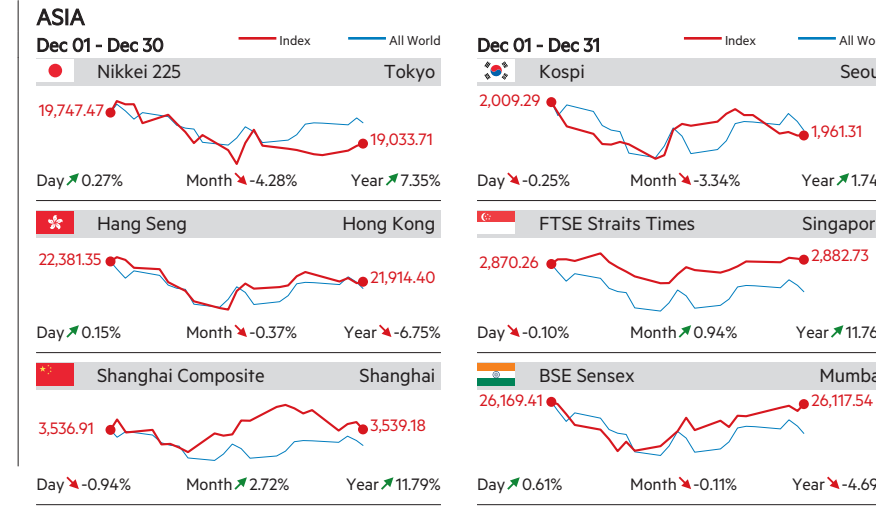


Table with columns for Country, Index, Latest, Previous. Lists indices for various countries like Philippines, Poland, Portugal, etc.

STOCK MARKET: BIGGEST MOVERS

Table with columns for AMERICA, LONDON, EURO MARKETS, TOKYO. Lists active stocks with columns for stock, close, change, day's change.

UK MARKET WINNERS AND LOSERS

Table with columns for FTSE 100, FTSE 250. Lists winners and losers with columns for stock, close, change, day's change.

CURRENCIES

Table with columns for DOLLAR, EURO, POUND. Lists currencies with columns for closing, mid, day's change.

FTSE ACTUARIES SHARE INDICES

Table with columns for FTSE 100, FTSE 250, FTSE All-Share, FTSE SmallCap, FTSE Emerging All Cap.

FT 30 INDEX

Table with columns for FT 30 Index, FT 30 Div Yield, FT 30 P/E Ratio, FT 30 since completion.

FX: EFFECTIVE INDICES

Table with columns for Australia, Canada, Denmark, New Zealand, Norway, Switzerland.

FTSE SECTORS: LEADERS & LAGGARDS

Table with columns for Software & Comp Serv, Household Goods & Hb, Nonlife Insurance, etc.

FTSE 100 SUMMARY

Table with columns for FTSE 100, FTSE 250, FTSE All-Share, FTSE SmallCap, FTSE Emerging All Cap.

FTSE Global Equity Index Series

Table with columns for Dec 31, Dec 30, Dec 29, Dec 24, Dec 23, Yr Ago, High, Low.

FTSE Global Equity Index Series

Table with columns for Dec 31, Dec 30, Dec 29, Dec 24, Dec 23, Yr Ago, High, Low.

UK STOCK MARKET TRADING DATA

Table with columns for SEAO Bargains, Order Book Turnover (m), Order Book Bargains, etc.

UK RIGHTS OFFERS

Table with columns for Issue, amount paid, latest return, closing, High, Low, Stock, closing.

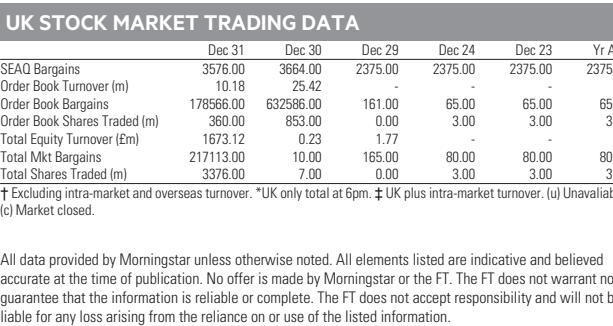
UK COMPANY RESULTS

Table with columns for Company, Turnover, Pre-tax, EPS(p), Div(p), Pay day, Total.

UK RECENT EQUITY ISSUES

Table with columns for Issue, price, Issue, price, Sector, Stock, Stock, Stock, Stock, Stock.

Data provided by Morningstar



Figures in £m. Earnings shown basic. Figures in light text are for corresponding period year earlier. For more information on dividend payments visit www.ft.com/marketsdata

Figures in £m. Earnings shown basic. Figures in light text are for corresponding period year earlier. For more information on dividend payments visit www.ft.com/marketsdata