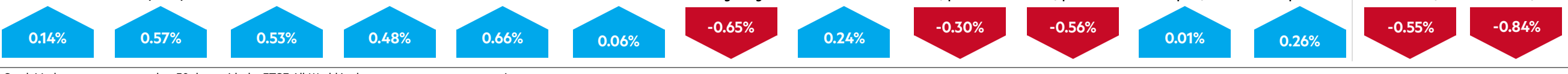
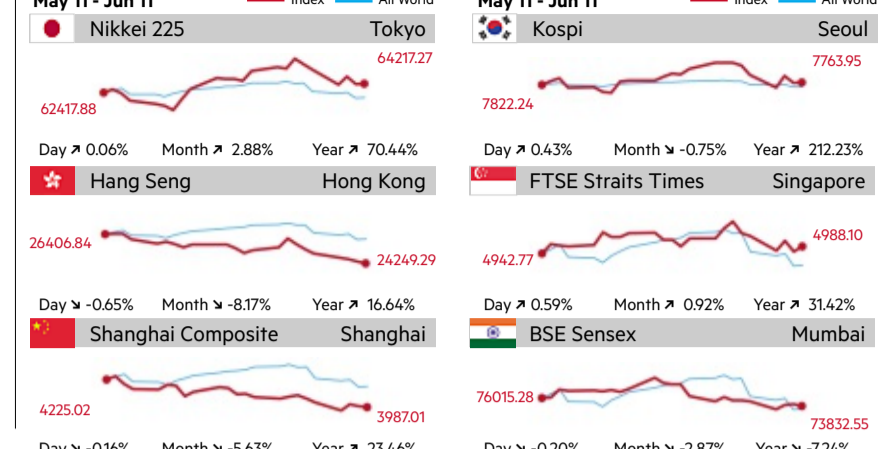
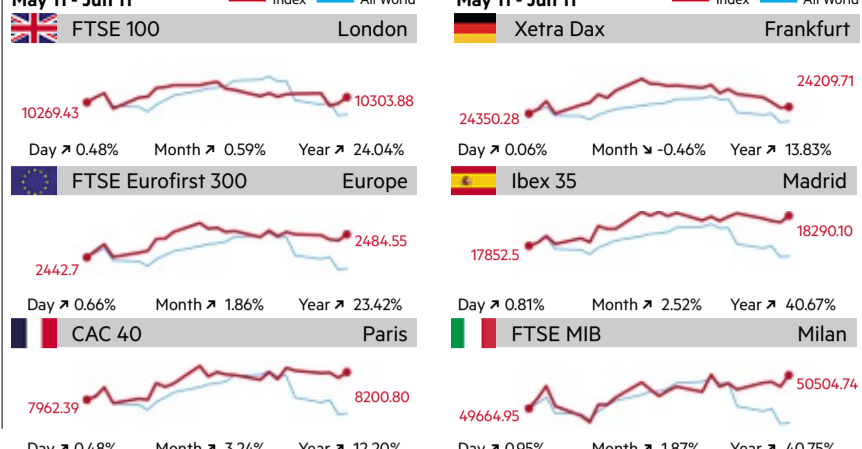


Change during previous day's trading (%)



Stock Market movements over last 30 days, with the FTSE All-World in the same currency as a comparison



Country	Index	Latest	Previous	Day %	Month %	Year %
Australia	All Ordinaries	8636.70	8657.00	0.24%	-1.89%	20.77%
Australia	S&P ASX 200	8633.20	8653.30	0.24%	-1.89%	20.77%
Australia	S&P ASX 200 Res	7677.70	7638.40	0.52%	-0.41%	28.39%
Austria	ATX	6072.67	5981.81	1.49%	-0.72%	24.92%
Belgium	BEI 20	5646.87	5598.59	0.86%	-0.72%	24.92%
Belgium	BEI Mid	6305.74	6408.40	-0.16%	-0.72%	24.92%
Brazil	Ibovespa	168564.09	168619.26	-0.03%	-7.28%	37.08%
Canada	S&P TSX 60	2026.57	2011.31	0.73%	-0.03%	12.20%
Canada	S&P TSX Comp	34465.32	34151.32	0.88%	-0.03%	12.20%
China	S&P/CSX ICPA Gen	5382.42	5289.59	1.70%	-0.03%	12.20%
China	China FTSE A200	11272.88	11273.59	-0.01%	-0.03%	12.20%
China	China Shanghai A	4181.28	4187.71	-0.16%	-0.03%	12.20%
China	China Shanghai B	262.88	267.28	-1.64%	-0.03%	12.20%
China	China Shanghai Comp	3987.01	3933.23	1.37%	-0.03%	12.20%
China	Shenzhen A	2794.81	2813.38	-0.64%	-0.03%	12.20%
China	Shenzhen B	1121.69	1123.73	-0.18%	-0.03%	12.20%
Croatia	CROBEX	4314.24	4312.41	0.04%	-0.03%	12.20%
Cyprus	CSE M&P Gen	296.98	296.18	0.27%	-0.03%	12.20%

Country	Index	Latest	Previous	Day %	Month %	Year %
Czech Republic	Czech Republic PX	2529.45	2521.15	0.32%	-0.03%	12.20%
Denmark	OMX Copenhagen 20	1514.58	1508.53	0.40%	-0.03%	12.20%
Egypt	EDX 30	50818.80	51266.70	-0.88%	-0.03%	12.20%
Estonia	OMX Tallinn	2101.83	2101.16	0.32%	-0.03%	12.20%
Finland	OMX Helsinki General	18287.30	18603.70	-1.74%	-0.03%	12.20%
France	French CAC 40	8200.80	8161.83	0.49%	-0.03%	12.20%
France	SBF 120	6210.86	6183.73	0.45%	-0.03%	12.20%
Germany	M-DAX	31922.79	31922.79	0.00%	-0.03%	12.20%
Germany	Teo-DAX	3927.75	3979.38	-1.26%	-0.03%	12.20%
Germany	XETRA Dax	24209.71	24155.31	0.23%	-0.03%	12.20%
Greece	Athens	2386.37	2373.21	0.55%	-0.03%	12.20%
Greece	FTSE/ASCA	6079.74	6016.95	1.03%	-0.03%	12.20%
Hong Kong	Hang Seng	24249.29	24407.96	-0.65%	-0.03%	12.20%
Hong Kong	HS China Enterprises	8217.08	8318.73	-1.23%	-0.03%	12.20%
Hong Kong	HSCE Red Chip	4260.75	4293.97	-0.77%	-0.03%	12.20%
Hungary	Bux	13326.69	13223.01	0.72%	-0.03%	12.20%
India	BSE Sensex	73852.58	73983.18	-0.18%	-0.03%	12.20%
Indonesia	Jakarta Comp	5886.03	5902.38	-0.27%	-0.03%	12.20%

Country	Index	Latest	Previous	Day %	Month %	Year %
Israel	ISEQ Overall	13196.42	13081.95	0.84%	-0.03%	12.20%
Ireland	Tel Aviv 125	4209.41	4139.40	1.69%	-0.03%	12.20%
Italy	FTSE Italia All-Share	53153.69	52689.90	0.88%	-0.03%	12.20%
Italy	FTSE Italia Mid Cap	61920.24	61540.27	0.60%	-0.03%	12.20%
Italy	FTSE MIB	56054.74	55029.17	1.63%	-0.03%	12.20%
Japan	Nikkei 225	64217.27	64179.27	0.06%	-0.03%	12.20%
Japan	ToPIX	3830.35	3847.60	-0.46%	-0.03%	12.20%
Kuwait	KSK Market Index	8671.80	8655.90	0.19%	-0.03%	12.20%
Latvia	OMX Riga	901.43	903.64	-0.24%	-0.03%	12.20%
Lithuania	OMX Vilnius	1443.78	1448.30	-0.31%	-0.03%	12.20%
Luxembourg	LuX	2144.96	2110.60	1.63%	-0.03%	12.20%
Malaysia	IPC Market Index	65948.69	64821.61	1.86%	-0.03%	12.20%
Malaysia	FTSE Bursa KLCI	1679.53	1678.96	0.03%	-0.03%	12.20%
Morocco	MAI	18142.55	18142.55	0.00%	-0.03%	12.20%
Netherlands	AEX	1063.09	1051.92	1.04%	-0.03%	12.20%
Netherlands	ADX All Share	1484.11	1459.65	1.65%	-0.03%	12.20%
New Zealand	NZX 50	13202.16	13253.65	-0.39%	-0.03%	12.20%
Nigeria	SE All Share	244738.74	244852.21	-0.05%	-0.03%	12.20%

STOCK MARKET: BIGGEST MOVERS

Country	Index	Latest	Previous	Day %	Month %	Year %
Australia	All Ordinaries	8636.70	8657.00	0.24%	-1.89%	20.77%
Australia	S&P ASX 200	8633.20	8653.30	0.24%	-1.89%	20.77%
Australia	S&P ASX 200 Res	7677.70	7638.40	0.52%	-0.41%	28.39%
Austria	ATX	6072.67	5981.81	1.49%	-0.72%	24.92%
Belgium	BEI 20	5646.87	5598.59	0.86%	-0.72%	24.92%
Belgium	BEI Mid	6305.74	6408.40	-0.16%	-0.72%	24.92%
Brazil	Ibovespa	168564.09	168619.26	-0.03%	-7.28%	37.08%
Canada	S&P TSX 60	2026.57	2011.31	0.73%	-0.03%	12.20%
Canada	S&P TSX Comp	34465.32	34151.32	0.88%	-0.03%	12.20%
China	S&P/CSX ICPA Gen	5382.42	5289.59	1.70%	-0.03%	12.20%
China	China FTSE A200	11272.88	11273.59	-0.01%	-0.03%	12.20%
China	China Shanghai A	4181.28	4187.71	-0.16%	-0.03%	12.20%
China	China Shanghai B	262.88	267.28	-1.64%	-0.03%	12.20%
China	China Shanghai Comp	3987.01	3933.23	1.37%	-0.03%	12.20%
China	Shenzhen A	2794.81	2813.38	-0.64%	-0.03%	12.20%
China	Shenzhen B	1121.69	1123.73	-0.18%	-0.03%	12.20%
Croatia	CROBEX	4314.24	4312.41	0.04%	-0.03%	12.20%
Cyprus	CSE M&P Gen	296.98	296.18	0.27%	-0.03%	12.20%

UK MARKET WINNERS & LOSERS

Company	Price	% Chg	Industry
Winnings			
Winnings			
Losers			
Losers			

CURRENCIES

Country	Index	Latest	Previous	Day %	Month %	Year %
Argentina Peso	1426.982	-12.232	-9.254	1643.0407	-19.037	-26.891
Australian Dollar	1.4315	0.0072	0.0031	1.6488	0.0034	0.0200
Bahraini Dinar	0.3771	-	-	-	-0.0013	-0.0042
Brazilian Real	5.1406	-0.0449	0.0750	5.4394	-0.0696	0.0294
Canadian Dollar	1.4018	0.0091	0.0123	1.6145	0.0057	-0.0015
Chilean Peso	907.3000	-8.8500	13.5400	1045.7538	-13.3300	5.5324
Chinese Yuan	6.7775	-0.0002	0.0011	7.8064	-0.0236	-0.0750
Colombian Peso	3514.4800	-56.3000	-54.5300	4047.9784	-80.2041	-102.9388
Czech Koruna	454.2200	-3.3600	-3.2800	523.1743	-5.4488	-11.2510
Danish Krone	6.9100	0.0894	0.1972	24.1980	-0.0200	-0.0777
Dutch Guilder	6.4983	0.0193	0.0630	7.0708	-0.0002	0.0002
Egyptian Pound	52.0000	0.1800	0.2300	59.8936	-0.0285	-0.3175
Hong Kong Dollar	7.8389	-0.0002	0.0020	9.0266	-0.0272	-0.0658
Hungarian Forint	308.6681	0.8353	4.4774	355.5250	-0.1000	-1.7350
Indian Rupee	95.7575	0.4850	0.4038	110.2935	-0.2300	-1.1165

FTSE ACTUARIES SHARE INDICES

Index	Value	Day %	Month %	Year %
FTSE 100	10303.88	0.48%	92.98%	10254.81
FTSE 100 ex Investment Svcs (95)	3370.08	0.48%	3041.14	3354.12
FTSE 250 (250)	22970.64	0.08%	20728.56	22951.34
FTSE 250 ex Co (163)	23472.85	-0.03%	21181.75	23479.40
FTSE 350 (350)	6002.48	0.44%	5056.65	5678.14
FTSE 350 ex Investment Svcs (258)	5533.62	0.44%	4993.51	5609.48
FTSE 350 Higher Yield (134)	4912.22	0.77%	4432.75	4874.77
FTSE 350 Lower Yield (176)	5809.64	0.05%	5132.67	5684.82
FTSE SmallCap (21)	7687.65	0.32%	7042.87	7779.71
FTSE SmallCap ex Fin Co (97)	6144.00	0.46%	5788.31	6384.71
FTSE SmallCap ex Fin Co (11)	156.16	0.72%	146.47	154.05
FTSE All-Share (626)	5541.44	0.44%	5000.56	5617.44
FTSE All-Share ex Fin Co (355)	5431.94	0.44%	4801.75	5408.23
FTSE Hedging (36)	13422.23	0.17%	12112.14	13399.11
FTSE Hedging ex Fin Co (18)	19650.80	0.88%	17322.76	19480.13
FTSE All-Small (112)	5427.37	0.32%	4894.38	5406.61
FTSE All-Small ex Fin Co (115)	4837.33	0.47%	4365.18	4814.57
FTSE AIM All-Share (537)	7706.18	0.91%	6851.71	7722.38
FTSE All-Share Technology (20)	18145.34	0.33%	1637.43	1877.22
FTSE All-Share Telecommunications (12)	2065.64	1.07%	1882.06	2063.50
FTSE All-Share Health Care (15)	17589.97	0.86%	15881.20	17449.05
FTSE All-Share Financials (22)	7894.69	1.00%	7160.22	7853.66
FTSE All-Share Real Estate (41)	742.05	0.89%	700.51	748.71
FTSE All-Share Consumer Discretionary (89)	5888.62	0.45%	5256.81	5895.03
FTSE All-Share Consumer Staples (28)	19476.22	-0.36%	17552.22	19546.39
FTSE All-Share Industrials (75)	11271.71	-0.49%	10171.52	11326.92
FTSE All-Share Basic Materials (22)	11284.26	1.65%	10181.55	11161.82
FTSE All-Share Energy (13)	10914.90	1.06%	9949.53	10800.93
FTSE All-Share Utilities (9)	11112.19	0.95%	10267.57	11050.94
FTSE All-Share Software & Computer Svcs (18)	1961.06	-3.34%	1769.85	2028.80
FTSE All-Share Tech Hardware & Equip (2)	4189.96	-3.39%	3780.99	4338.77
FTSE All-Share Telecoms Svcs Providers (5)	3048.62	1.07%	2931.81	3014.44
FTSE All-Share Health Care Providers (2)	12486.68	0.32%	11663.10	12494.44
FTSE All-Share Medical Equipment & Svcs (2)	5477.77	-1.62%	4944.64	5537.54
FTSE All-Share Pharmaceuticals & Biotech (8)	25423.09	0.97%	22941.63	25178.27
FTSE All-Share Banks (13)	8143.67	1.65%	7348.80	8115.00
FTSE All-Share Finance & Credit Services (6)	12246.16	-1.72%	11050.86	12460.13
FTSE All-Share Banking & Brokerage Svcs (2)	12390.40	0.21%	11181.02	12364.96
FTSE All-Share Closed End Investments (17)	15020.60	0.38%	13554.49	14962.52
FTSE All-Share Life Insurance (5)	7649.20	0.14%	6902.56	7525.64
FTSE All-Share Nonlife Insurance (5)	6343.53	0.41%	5741.36	6233.19
FTSE All-Share Real Estate Inv & Svcs (10)	1688.37	-0.94%	1523.58	1704.40
FTSE All-Share Real Estate Inv & Svcs (10)	1875.81	-0.88%	1692.48	1849.45
FTSE All-Share Automobiles & Parts (1)	1055.80	1.17%	952.75	1043.59
FTSE All-Share Consumer Services (2)	4037.20	-1.15%	3643.15	4043.40
FTSE All-Share Holid Goods & Home Const (8)	5971.29	-1.45%	5388.45	6121.32
FTSE All-Share Leisure Goods (5)	48035.62	1.14%	42347.04	47465.14
FTSE All-Share Personal Goods (5)	1			